

Dr. John Wang, the PhD scientist and veteran trader whose software has won multiple awards from Stocks & Commodities Magazine, reveals . . .

Why Most Trading Systems Don't Work... and Never Will!

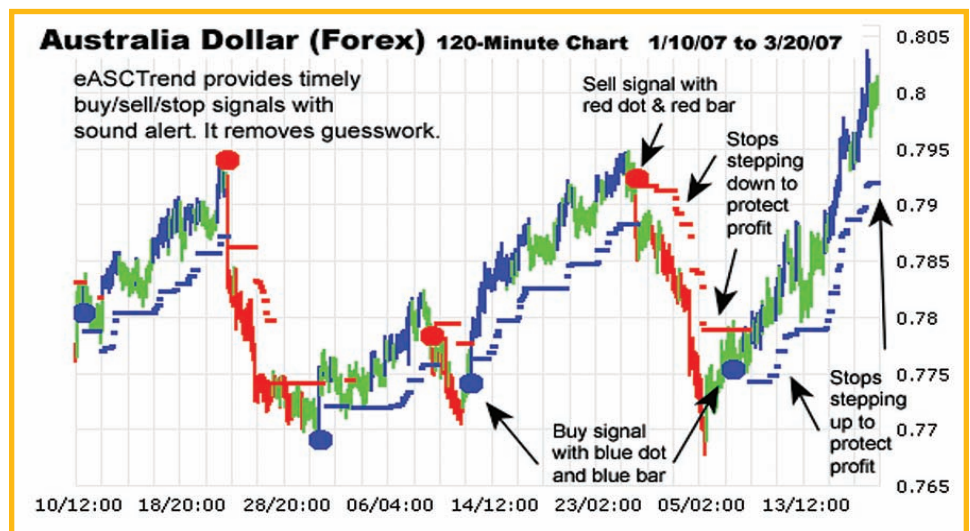
Only one software package has won Stocks & Commodities Magazine Reader's Choice Awards of triple* trading systems for 11 years in a row. Know which?

**including stock trading systems, futures trading systems, and option trading systems*

We name this award-winning system inside . . . and now, you can trade with the full working version for 30 days with this special trial offer.

In this special report, you will discover:

- ✓ **The most common reason why even experienced traders lose more often than they win.** This one trading tip alone could save you a small fortune. See page 6.
- ✓ **The great trading system "con game"** . . . how to "read between the lines" of trading software ads, cut through the hyperbole, and uncover the facts about what the system can do for your trading - and what it can't. Page 2.
- ✓ **Avoid the "trader's trap."** You may love the thrill of trading - and of quick, fast profits. But are your emotions getting in the way of making the most rational buy and sell decisions on each trade? Page 8.
- ✓ **Spot phony performance claims fast.** The ad tells you: "Our software made \$185,090 profits last year on 22 winning trades." Sounds good, but what does it really mean? And is it even true? Page 4 reveals the only meaningful test of trading software performance.
- ✓ **Discover a more accurate market indicator.** Of the many indicators formulated by analysts, there is only one which the experts agree gives a precise picture of how the market values a given investment. Do you know which . . . and how to use it to make objective, informed trading decisions? Page 11.
- ✓ **And so much more**



See inside for details and a special 30-day trial offer



The Great Trading System “Con Game”

Software marketers who make spurious claims of quick and easy profits could be misleading you – because they’re hoping you don’t understand how trading systems really work.

Dear Trader:

Have you ever spent a lot of money on trading software, with high hopes of finally owning a system that is both easy to use AND makes money for you?

And have you ever been disappointed... or even felt cheated... because the software was not what the advertiser claimed?

In other words, it was anything but easy to use. And it certainly didn’t generate the huge profits promised in the ad copy, right?

For instance, what they SAY is:

“Our system has a 90% winning rate.”

What you should KNOW is:

Promoters who focus only on the winning rate may be selling you a bill of goods. Why?

Well, if the average winning trade is \$1 ... but the average losing trade is \$100 ... even a 99% winning rate won’t make you any money.

Experienced traders accept many small losses to win a few large gains. Some of the most successful traders have only modest winning rates. But when they win, they win big ... and so they make great profits.

Yet many trading system publishers continue to claim outrageous high winning rates — because they know that’s what inexperienced traders want to hear.

Instead of focusing on the winning rate, in our opinion, you should pay more attention to the “profit factor” — the gross profit divided by the gross loss. Good trading systems have a profit factor of 1.5 or higher.

AbleSys’ eASCTrend software gives you detailed back-testing reports showing you both the winning rate and profit factor. There’s also a comprehensive system index — the “AbleSys Index” — to help you assess system performance (see article on page 4).

What they SAY is:

“Our system made \$694,593 last year.”

What you should KNOW is:

This statement is not terribly meaningful, because the system promoter neglects to tell you the size of the account traded to make that much money.

If you need a \$5 million account to make \$694,593 profit, the average trader can’t use the system.

The promoter also hasn’t told you what the maximum draw-down was. If the system took an accumulated loss of half a million dollars before it made the amount claimed, the system is not tradable.

I know these scams all too well, because as a trader, I had years of disappointment using trading systems that:

- ✓ Didn't perform as promised.
- ✓ Lost me much more money than they made me.
- ✓ Didn't tell me precisely when to buy ... but left it up to ME to figure it out!
- ✓ NEVER told me when it was time to sell.
- ✓ Forced me to figure out on my own why it wasn't working — with no help from the traders and programmers who designed the software.

To solve the problem, I did something you might expect of a trader who, like me, is also a scientist and computer programmer....

I designed and wrote my own trading software!

And it wasn't easy.

Despite my background in mathematics, physics, and computer science, devising the algorithms that would give reliable and precise trading instructions in all major markets was a bear of a project.

My team and I worked on it for years. Then, we exhaustively back-tested our software on the Forex, Russell 2000, and a dozen other markets favored by traders.

But the trading software we produced, eASCTrend, was well worth the wait. Because only eASCTrend:

- ✓ Has delivered accurate buy and sell trading signals — as verified by extensive back-testing.
- ✓ Has accurately predicted market direction and performance.
- ✓ Recommends precisely when to buy — and when to sell.
- ✓ Generates recommended optimal stops for each trade.
- ✓ Accommodates a wide variety of trading styles in all major markets.
- ✓ Is intuitive and easy to use — with no calculations required.

Today, traders in more than 54 countries and regions worldwide use my program, eASCTrend, as their trading software of choice.

Our traders are so delighted with eASCTrend that the software has won a "Readers' Choice Award" from Stocks & Commodities — one of the most reputable magazines in the industry — for 10 straight years.

In this issue of our trading software buyer's guide, I'm going to take you through the reasons why so many traders prefer eASCTrend to any other system they have ever tried.

I'll show you why this simple, easy-to-use software can help you trade more rationally than ever before.

And, I'll even let you test-drive eASCTrend for a full 30 days. Just complete and mail the form on page 18 to get started.

Yours for more profitable trading,



John Wang, CEO
AbleSys

To activate your 30-day trial immediately, call us toll-free at **888-272-1688** today.
Or visit: www.ablesys.com/b53

Measuring trading system performance with the “AbleSys Index”



Your goal in trading should be to maximize your total net profits. Three key factors show the potential for total net profits:

- Winning rate – the number of winning trades divided by the number of total trades.
- Win/loss ratio – the average winning trade divided by the average losing trade.
- Profit factor – gross profit divided by gross loss.

The AbleSys Index is calculated by multiplying these three factors. Any system with an AbleSys Index of 1.2 or greater is, in our opinion, a tradable system.

Systems with an AbleSys Index of less than 1.2 should not be traded. If the index is less than 0.5, the system is losing money.

Only eASCTrend’s trading algorithms are validated by a full decade of rigorous back-testing.

No trading system can guarantee that you’ll make money. And past performance is not necessarily an indication of future results.

If any trading software publisher tells you otherwise, you should run for the hills as fast as you can!

But eASCTrend has been rigorously back-tested – as far back as 10 years. These test charts validate that the signals generated by eASCTrend produced phenomenal performance.

Has your trading software been proven through back-testing?

Some trading software publishers do little or no back-testing. But that’s a mistake . . . and a red flag that screams, “Buyer beware!”

Here’s why

Trading software programmers design algorithms that we think are the most accurate predictors of future prices – for markets as well as individual equities and commodities – based on the best knowledge available to us today.

And there is no way to “test” whether our software will accurately predict the future before we sell it to you – *because the future hasn’t happened yet.*

But the past has happened. And complete price histories are readily available in databases we can access.

So, in back-testing, we take historical data . . . and process it with the exact same algorithm we would use for analyzing today’s data.

The algorithm then generates buy and sell signals. However, since the buy and sell signals are for a price movement that has already taken place, we can check *whether the price subsequently rose or fell* as the algorithm predicted.

This in turn reveals whether we would have actually made a profit or loss on our trade by following the signals the system would have generated.

And since our eASCTrend trading signals are precise and mechanical, recommending exactly when to buy and when to sell - and not requiring interpretation by you the trader - our results are more meaningful.

Back testing is the only way to validate the signal algorithm.

An *indicator software program* is a trading system that uses colored lights or bars to tell you when to make a trade. A number of indicator software programs on the market lack back-testing capability.

How can you, as a trader, trust colored bars, lights, or any other indicators that have not been validated through extensive back-testing? If you blindly follow unproved signals, you are just trading in the dark - and that can be very costly.

eASCTrend's back-testing capability enables you to validate your signals and strategies before you risk your hard-earned money.

The chart below shows you an example of trade-by-trade back testing for SPY, which allows users to verify the trading strategy. The software can also show performance summary reports which include total net profit, maximum draw-down, winning rate, number of consecutive winning trades, number of consecutive losing trades, and profit factor.

Example of Back-testing Report (Trade by Trade)



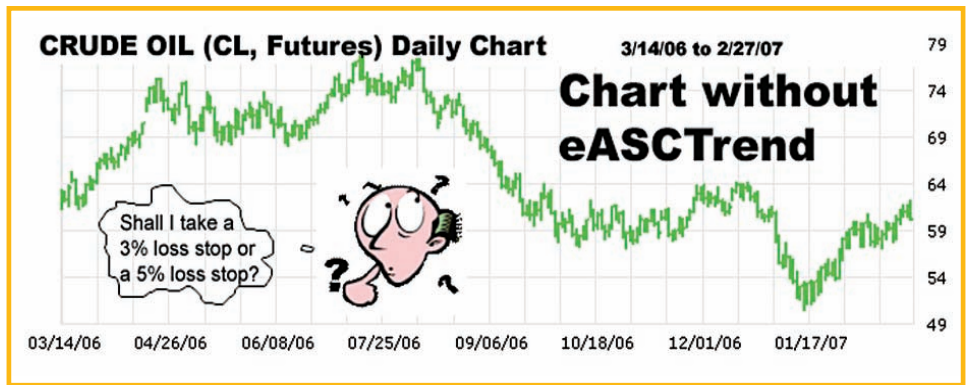
If you blindly follow unproven signals, you are shooting in the dark. It's going to be costly, and it's suicidal.

Trading with back-test proven strategies is the best humanly possible way to trade the market.

The eASCTrend software uses principle-based or "intelligent" stops - stops defined by the market's support and resistance levels. The software provides stops with small blue dots below the bars for buy positions, and small red dots above the bars for sell positions.

These intelligent stops are dynamic and automatically adjusted by the software as prices change. A built-in feedback loop retrieves the data for market direction, price range, and momentum.

Because the stops are determined by actual market conditions, they are objective, back-testable, and can be used in real-world trading.



Buy when you see blue. Sell when you see red. No mathematics required. What could be easier?

Another problem traders put up with in many trading systems is that they are complex and difficult to use. They generate graphs and data, but leave it to you to puzzle out exactly what you should buy, and when. What good is that?

By comparison, eASCTrend is one of the *easiest* systems to use. An indicator system, eASCTrend is color-coded for intuitive, easy trading - telling you when to buy and sell. No mathematics required.

You buy when you see a blue circle, and sell when you see a red circle. It's a totally mechanical system, eliminating guesswork, emotion, and subjective judgment.

Need more information so you can trade with confidence? Click on the blue to see support, the red to see resistance. No interpretation necessary on the part of the user.

As you can see, eASCTrend provides specific buy signals with blue dots and blue bars - and specific sell signals with red dots and red bars.

These results are based on simulated or hypothetical performance results that have certain inherent limitations. Unlike the results shown in an actual performance record, these results do not represent actual trading. Also, because these trades have not actually been executed, these results may have under-or over-compensated for the impact, if any, of certain market factors, such as lack of liquidity. Simulated or hypothetical trading programs in general are also subject to the fact that they are designed with the benefit of hindsight. No representation is being made that any account will or is likely to achieve profits or losses similar to these being shown.

With these clear, specific signals, you can control the influence of emotion and impulse, both of which are detrimental to your trading. Knowing that eASCTrend has been rigorously back-tested enables you to trade our signals with confidence and discipline.

Replacing emotion with discipline can save you a small fortune!

When trading software doesn't tell you specifically when to buy - and when to sell - its value is extremely limited. And your risk of making losing trades increases geometrically.

Here's why: trading software that merely presents charts and indicators forces the trader to filter market data through his own fears, greed, and prejudices.



As Donald Cassidy explains in his book *It's Not What Stocks You Buy, It's When You Sell That Counts* (Probus):

"The disparity in market performance generally boils down to how well each investor can invest against his emotions. So keeping a clear head means the difference between profits and losses."

"When an investor gets

emotionally involved in his or her investments, it usually ends up as a losing proposition," writes Zev Brachfeld in the *TABS Journal*. "People do not think rationally when their money is involved."

William O'Neil, founder of *Investor's Business Daily*, notes: "In my experience, the only way [to trade] is to establish buying and selling rules derived from historical research - rules based on how the market *actually* works, not on personal opinions or preconceived ideas."

Beware of trading under the influence of market impulse. Market impulse is dangerous. There are always good set-ups for good trades. Never chase the market movement. Always follow your pre-defined and well-tested entry rules and exit rules.

eASCTrend's real-time stops can help you manage your trades. The detail settings and signals are objective. If you have the discipline to follow the signals, you can remove emotion and impulse from your trading, avoiding losses and increasing profits.

The Great American trading software rip-off!

And why eASCTrend can work in every market - with every style of trading!

A favorite ploy of software marketers is to sell you more of their products and services by convincing you that you need a different, more specialized software package for each application - even though, in reality, you don't. What a rip-off!

Trading system publishers love convincing their customers that they need specialized, market-specific software - because it enables them to extract many thousands of dollars from unsuspecting buyers.

For instance, if their system is a thousand dollars, and they sell you one system, they make a thousand dollars.

So they tell you: "THIS system only trades the Dow

Meet Dr. John Wang, creator of eASCTrend . . .



Dr. John Wang, CEO of AbleSys, holds a Ph.D. in physical chemistry and has been trading commodities since 1990. He is a registered Commodity Trading Advisor (CTA) with the Commodity Futures Trading Commission (CFTC) since 1995.

Dr. Wang graduated from the University of Science and Technologies of China, one of the top universities in China, where he studied math and physics. He received the University of California (UC) Regency Fellowship for his Ph.D. studies at UC Santa Cruz.

In 1992, Dr. Wang created the Spyglass trading system. He co-founded AbleSys Corporation in 1994, created the ASCTrend indicators in 1995, and developed the eASCTrend trading system in 2000.

**Ablesys Is A
Commodity
Trading Advisor
(CTA) Firm
Registered With
The Commodity
Futures Trading
Commission
(CFTC) Since
1995**

The CFTC is a government regulatory body, and its mission is to protect market users and the public from fraud, manipulation, and abusive practices related to the sale of commodity and financial futures and options, and to foster open competitive, and financially sound futures and option markets.

To protect yourself from fraud, it is important to select trading software from companies with proper registration. As a CTA firm registered with the CFTC, AbleSys sets a high standard in delivering proprietary decision-making trading software that has true value in helping traders to cut losses short and let profits run.

Jones. Oh, you want to trade the Russell 2000? Then you need our Russell 2000 system!"

And before you know it, you've bought two, three, or more systems - and spent a small fortune.

Curve fitting: buyer beware

There's another problem with software designed to trade just one specific market: curve-fitting.

If a trading system is designed for a particular market - with a particular time interval - the programmer can easily "curve fit" the historical data . . . and come up with an unrealistic, overly optimized program.

Beware of programs designed to trade only one particular market with a particular time interval - for instance, a system that only trades the e-Mini S&P 2-minute chart - because there is a very high likelihood that the program is curve-fitting the historical data.

In our opinion a program based on curve-fitting is worthless. That's because financial markets are dynamic and constantly changing.

An algorithm based only on historical data ideally would work well only during that historical period. Only algorithms based on timeless and universal *market principles* work in today's markets - and in all markets, all the time.

A "universal trading system"

eASCTrend is a "principle-based" trading system because the algorithms are based on the fundamental principles of the market. So it can work in any market conditions - bull or bear.

Because eASCTrend is a principle-based system, it is universal. It makes no difference whether you are trading bonds, stocks, commodities, FOREX, or any other freely traded markets.

As a principle-based system, eASCTrend works with any time frame: weekly chart, daily chart, 60-minute chart, 10-minute chart, 2-minute chart, or any other time interval charts.

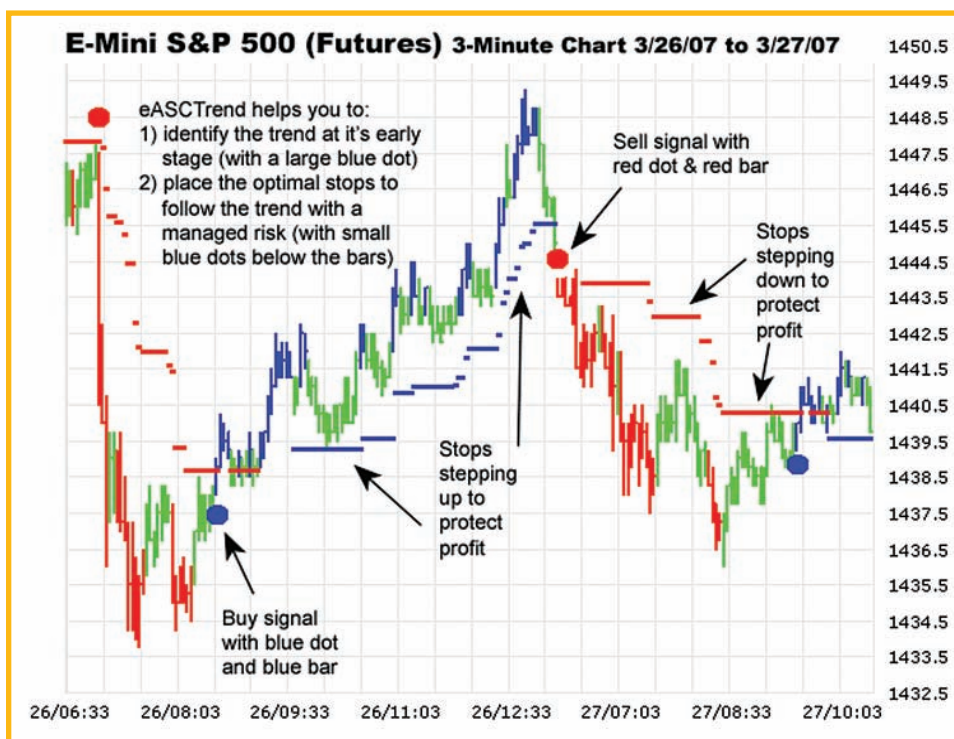
eASCTrend can work in every market – with every style of trading!

The eASCTrend software is about helping you seek profits in any freely traded markets anywhere in the world.

You can use eASCTrend to trade any and all stock, e-mini, and futures markets – including QQQQ, SPY, DIA, SMH, OIH, XLE, GLD, 1YR, S&P 500 index futures, NASDAQ 100 index futures, Dow Jones index futures, and Russell 2000 index futures.

Do you trade commodity markets like gold, crude oil, natural gas, sugar, silver, and copper? Our eASCTrend system can help you there, too. Same thing with the major Forex markets including Euro Dollar, British Pound, Australian Dollar, Japanese Yen, Canadian Dollar, and Swiss Franc.

What's more, eASCTrend fits any trading style: day trading, swing/position trading, portfolio/position trading, and auto order execution.



That means you only have to buy one system to cover all your trading. No need to shell out big bucks for a different system for every market and style you trade. And no curve-fitting.

Make rational trading decisions based on the true reality of the market: price!

Price is reality. Everything the market knows about itself is reflected in its price. All fundamentals are contained in the price. Supply and demand are contained in the price. Price is **everything**.

A study from the Johnson Graduate School of Management at Cornell University found that, as a rule, companies with positive price momentum earned higher market-adjusted returns over the next 6 months than the broad markets.

Using eASCTrend is one of the easiest and most accurate ways to make logical

trading decisions, based on the true reality of price movement.

The eASCTrend software isn't based on Elliott waves or Gann theory. Buy and sell signals are calculated by a proprietary, back-tested algorithm based solely on real-time or end-of-day price data - giving you timely, specific, and *objective* signals for every trade.

Our proprietary indicators set optimal stops to seek maximum profits. eASCTrend tries to predict for the trader the most probable course the market will take in the future.

Seek bigger profits with the eASCTrend's proprietary algorithm

A proprietary algorithm is a "secret formula" behind a trading system. Its benefits are available only to a trading system's paid subscribers. The eASCTrend's proprietary algorithm is based on an important discovery made about the financial markets:

Early recognition of the market trend -- coupled with the ability to set optimal stops - can result in greater profit for the trader.

The eASCTrend's proprietary algorithm reveals the fundamental principle of the market move, showing the support and resistance levels objectively. With our proprietary algorithm, you can trade with a higher level of market intelligence. You don't need to know the mathematics behind it, only that it works. Buy on blue, sell on red. Casinos will kick you out if you gain a slight advantage, but the market can't kick you out for using the eASCTrend proprietary algorithm!

eASCTrend's proprietary algorithm is robust, time-tested, and back-testable. Yes, there are other companies selling publicly available shareware, for a high dollar amount, with a bunch of false claims -- but no substance.

Real-time pricing data

The eASCTrend system works with real-time, delayed, EOD (End of Day), or even text file data. Real-time data is provided by AbleFeed, eSignal, RealTick, or IQFeed.

The EOD data could be either AbleFeed/eSignal EOD - for any market, and available 30 minutes after the market close - or, get prices from AbleSys FREE EOD data, which gives you U.S. or international stocks and mutual funds only, and updates after 6:00 pm Pacific time.

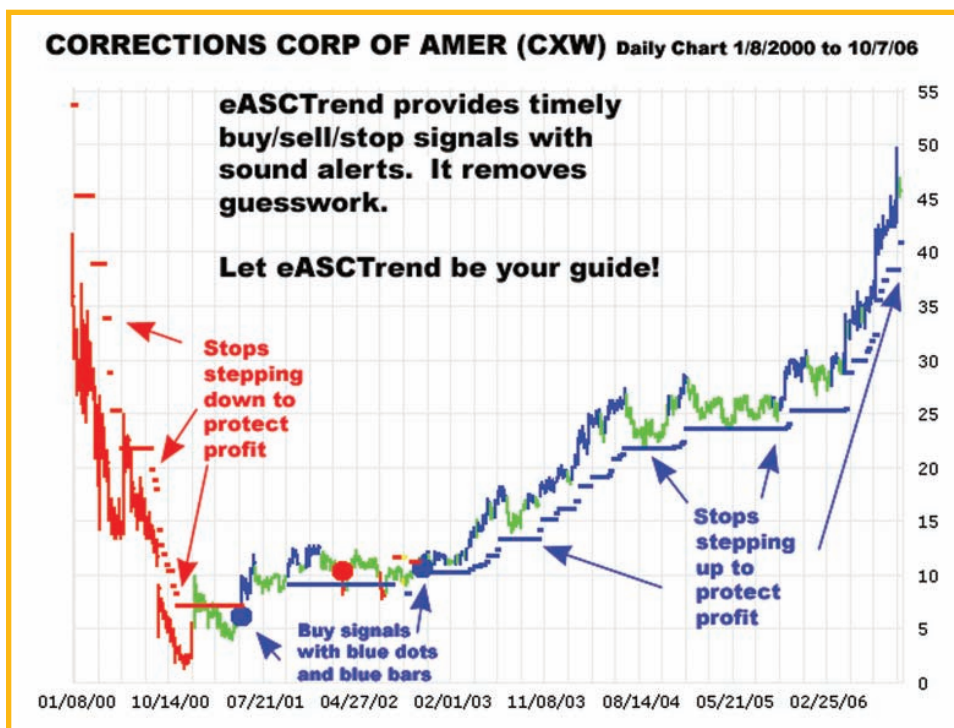
In addition to the AbleSys indicators and trading signals, the software also includes some of the most commonly used indicators, such as: Moving Averages, Stochastic, MACD, Bollinger Band, and ADX.

“Auto Scan” automatically keeps track of all your stocks and portfolios – applying eASCTrend’s unparalleled market logic to every position you own.

The eASCTrend *Auto Scan* feature lets you keep track of every stock and ETF in every portfolio you own - and monitor their price movement, trends, and signals at a glance. With the click of a mouse, eASCTrend shows you each stock’s graph, including its buy and sell signals as well as support and resistance. So you can hold your positions with confidence, and know when it’s advisable to sell.

For example, say you own Starbucks. You might have an emotional reason to hold the stock: for instance, you love their caramel lattes. Doesn’t make sense, but that’s how humans sometimes think: “I like the product, so I like the stock.”

But of course, trading decisions should be made with your intellect . . . not your feelings. So, delicious as the latte you bought this morning is, the eASCTrend system will keep you on course with your position in Starbucks . . . and very clearly guide you on whether you should hold or sell.



10 reasons why you should try the eASCTrend 6.0 trading software full working version for 30 days at a special trial price

1. Validated through exhaustive back-testing.

The trading approach used in the eASCTrend algorithms is based on fundamental market principles, not curve-fitting of old data. It has been validated with extensive back-testing in multiple markets going as far back as 10 years.

2. Dynamic stops help you to seek to cut losses short and let profits run.

The software recommends intelligent stop loss orders to help you manage

your risk and keep losses small, based on the current price. As the price moves, eASCTrend automatically adjusts the stop accordingly.

3. One software package handles ALL your trading needs.

Unlike many other trading software packages, which are limited to trading only a single market in a given chart time-frame, eASCTrend can be used to trade virtually any market, in any time frame, with any trading style - eliminating the need to buy separate trading systems for each of the markets you trade.

4. Our customers rave about our system.

Thousands of satisfied traders worldwide use eASCTrend to make more intelligent and rational trading decisions. No wonder we've been rated highly by Stocks & Commodities magazine for 10 consecutive years!

5. Proven indicators enable you to trade with confidence.

The developers of eASCTrend have tested over 600 indicators, including more than 100 they developed themselves. Of all those 600-plus indicators, they believe that the four in eASCTrend are the most powerful, practical, and reliable.

6. eASCTrend is simple and easy to use.

When you see a blue circle, it's time to buy. When you see a red circle, it's time to sell. That's all there is to it.

7. An unparalleled reputation for excellence and honesty.

AbleSys became a Commodity Trading Advisor (CTA) firm in 1995. Registered with the CFTC, AbleSys enjoys an excellent record in the trading software industry. Our products have been on the market for more than 11 years with an outstanding reputation.

8. Principle-based software.

The eASCTrend algorithms follow rules based on fundamental market principles, derived from careful observation and analysis of actual market performance. We do not "cheat" or shortcut by slapping together algorithms through curve-fitting of old data.

9. Hands-free auto order execution (AOE).

Electronic direct order-entry systems, including Interactive Brokers, TWS, COESFX and more . . . are integrated into the Professional version of eASCTrend.

AOE can help to significantly minimize slippage caused by human emotions and order execution delays. Trading signals and order entries are simultaneously sent out. Orders can be filled out instantaneously.

10. No hard sell.

While others make false claims with high-pressure sales, AbleSys doesn't want to sell you software . . . at least, not yet.

We'd much rather you accept our customer-friendly one-month trial. You can do back-testing or trade the market with our full working version of eASCTrend for a full month . . . then decide after the trial whether you want to keep using our software.

Novice and Experienced Traders Alike Praise eASCTrend!

"I have been using ASCTrend since the beginning of 2001, making money in trading mutual funds, stocks, options, and day-trading the E-Minis. I have tried many software programs since the late 80's and nothing has been as consistent as ASCTrend. While some software gives 'ratings' on fundamentals, and others curve-fit the technicals, only ASCTrend gives me clear entries and exits with consistent results.

"I depend on ASCTrend for my entries and use the stops to manage my trades after I open my trade. Both the entries and exits are very specific making risk management very easy. ASCTrend is the only software that has provided me with a practical way of making money in trading regardless of the market or timeframe."

-R.R., San Jose, CA

"I'm a permanent license user of the AbleSys eASCTrend software and have used it over the past 10 years. I've tried Tradestation and Omnitrader, but they got too complex. I've always relied on AbleSys, because 15 years of options trading has taught me that complexity results in confusion and losses, and simplicity results in clarity and winning trades. Not only does one click give me a list of great long and short trade prospects, but the composition of the list reveals the overall mood of the market indices. I won't trade without it!"

-B.R., Westlake Village, CA

"Like many of my trader friends, I was skeptical. But I took the advantages of the 30-day trial of eASCTrend. I was absolutely astounded the first time I applied eASCTrend to my charts. I spent the next 4 weeks testing, going back many years and many markets in the history to see how it was real - and applied it to my real trading, too. After all the research was completed, I found that eASCTrend had been just as accurate in history as in the present.

"I have been amazed by the support and resistance levels that eASCTrend provides. By knowing where to place my stops, I can enter the market with much better price and with much less stress . . . eASCTrend is the best weapon there is on the market to do a superb job of managing my accounts. Considering the results I am getting, eASCTrend is well worth the price."

-G.N. Rio de Janeiro, Brazil

"As a sales representative for the industry's leading quote service, I am frequently asked by new customers for a reputable and well-performing technical analysis software program that is compatible with our quote

service. My recommendations are based on the positive feedback I get from my existing clients.

"By far ASCTrend is rated as one of the best-performing technical analysis programs in today's market. ASCTrend is time tested, outperforming competitors for more than four years. The software's buy and sell signal program, in conjunction with our quote service, can guide both novice and seasoned traders in obtaining their financial goals."

-S.W., eSignal, Hayward, CA

"I am confident in using ASCTrend2 indicator. This indicator keeps me in a good trending trade, and helps me to manage my risk. I have been using eASCTrend for 7 years with profit."

-J.B., Phoenix, AZ

"eASCTrend signals take the uncertainty and stress out of my trading. Winning trades are allowed to run their course, while losing trades are cut short every time! I am very, very happy with this software. The training seminars were especially helpful, clear, and easy to understand. I just wait for the confirmation of signals; then I can take profits. It can't get easier or better than that!"

-E.S. Santa Barbara, CA

"ASCTrend stops have saved me a bundle. The blue dots show me where to place my stops even before I open my position. Since ASCTrend stops are dynamic, I was able to know my objective stops constantly. Consequently I've been able to trade more aggressively. I trade 30 contracts of E-Mini S&P and I wouldn't trade without ASCTrend."

-G.R., Austin, TX

"I have been using ASCTrend since April 2003 trading e-mini S&P and making money. The eASCTrend training CD is especially helpful. The time I spent on studying the training CD is well worth the effort; it provides excellent modeling to take emotion (fear and greed) out of a trade, improves discipline in adhering to trading rules, and allows me to pick up the winning trades consistently."

-E.M., West Point, NY

"I like eASCTrend because of its easy interpretation. It colors the bars and plots the dots to guide me through the trades. I have been trading

with eASCTrend for 4 years. It has been accurate and profitable for me."
-D.J., Merced, CA

"With experience as a floor trader, and after trying various trading software on the market during the last 35 years, I am using ASCTrend for my trading decisions. I have been using ASCTrend for almost four years.

"To place 50 S&P contracts on the market, I have to be really sure about the directions for my core positions. I depend on ASCTrend to detect the market directions. To be able to 'sit' on a substantial amount of positions is a difficult thing to do, but that's where the big money is to be made."

-J.B., Greensboro, NC

"It's a very flexible tool. I use ASCTrend in a variety of markets, from OEX options to currency spot trading. I am pleased with the software - and most pleased with the sensitivity levels."

-L.V., Belgium

"ASCTrend should be in every serious day-trader's toolkit. It pays for itself just about every day."

-B.P., Oroville, CA

A private eASCTrend Training Session just for you (a \$200 value) – yours FREE!

We want to make trading easy and profitable for you. With this special offer, we include a 2-hour, one-on-one personal training consultation when you agree to a 30-day trial of our eASCTrend 6.0 software.

In your free training session, an AbleSys consultant will show you how to apply eASCTrend to your trading, regardless of the market or style. If you've used trading software, you can imagine how valuable spending a full 2 hours with an expert who can quickly bring you up to speed on the software can be!

Please note: the phone consultation is limited to teaching you how to use eASCTrend. It does not include personalized advice or recommendations on any specific trades or markets.

Trade with the full working version of eASCTrend – not a flimsy “demo” version - for a full 30 days with this special trial offer.

YES, I want to use eASCTrend 6.0 for 30 days, according to the terms and conditions indicated below:

eASCTrend 6.0 one-month trial, real-time version . . . calculations based on real-time market prices . . . now just \$148 (regular price: ~~\$188~~ . . . you save \$40!).

eASCTrend 6.0 one-month trial, end-of-day version . . . calculations based on price data downloaded at the end of every trading day . . . yours for only \$88 (regular price: ~~\$128~~ . . . you save \$40).

Your one-month eASCTrend trial will include:

- Full working version of eASCTrend 6.0 for a full month.
- 2-hour FREE one-on-one training consultation (value: \$200).
- 1-800 number for tech support.
- Free Wintick stock-picking system (value: \$38).

Please enter correct name and address below:

Name _____

Phone _____ E-mail _____

Address _____

City _____ State _____ Zip _____

Method of payment

Check (payable to "AbleSys")

Credit card: _____ MasterCard Visa Amex Discover

Card # _____ Exp. Date _____

Discount Code (Listed above your name and address on back cover) _____

Signature _____

3 Easy Ways To Order

1. Phone:

Call AbleSys right now toll-free at **888-272-1688** and give us the discount code printed above your name and address on the back cover.

2. Online:

Go to www.ablesys.com/b53. **30-Day Trial Available! Limited Time Offer!**
~~\$188~~ Real Time Version - **Now \$148**; ~~\$128~~ End of Day Version - **Now \$88**.
Use discount code listed above your name and address on back cover.

3. By Mail:

Complete and mail this order form with your check to:

AbleSys Corporation
20954 Corsair Blvd.
Hayward, CA 94545

Note: this special offer will expire 30 days after your receiving this guide.

- PAST RESULTS ARE NOT NECESSARILY INDICATIVE OF FUTURE RESULTS. FUTURES AND SECURITIES AND OPTIONS TRADING HAVE RISK OF LOSS AND MAY NOT BE SUITABLE FOR ALL PERSONS. USING STOPS MAY NOT REDUCE THE RISK OF LOSS IN TRADING. PAST RESULTS AND TESTIMONIALS OF PARTIAL ACTUAL ACCOUNT RESULTS DO NOT REPRESENT THE RESULTS OF ALL USERS OF THE SYSTEM AND ARE NOT INDICATIVE OF FUTURE PERFORMANCE OR SUCCESS. THE TESTIMONIALS IN THIS BROCHURE WERE PROVIDED WITHOUT COMPENSATION. ABLESYS BELIEVES THAT THEY ARE TRUE BASED ON THE REPRESENTATIONS OF THEIR USERS, BUT HAS NOT INDEPENDENTLY VERIFIED THEM NOR HAS ABLESYS ATTEMPTED TO DETERMINE THE EXPERIENCES OF THE USERS AFTER THE TESTIMONIALS WERE GIVEN. THE TESTIMONIAL MAY NOT BE REPRESENTATIVE OF THE EXPERIENCE OF OTHER CLIENTS AND THE TESTIMONIAL IS NO GUARANTEE OF FUTURE PERFORMANCE OR SUCCESS
- ALL CHARTS ARE HYPOTHETICAL AND NOT THE RESULTS OF AN ACTUAL ACCOUNT. CHARTS ARE DESIGNED TO SHOW ILLUSTRATIONS OF ABLESYS' METHODS FOR PROVIDING SIGNALS AND ARE NOT INTENDED TO MEASURE OR OTHERWISE REFLECT PERFORMANCE RESULTS. HYPOTHETICAL PERFORMANCE RESULTS HAVE MANY INHERENT LIMITATIONS, SOME OF WHICH ARE DESCRIBED BELOW. NO REPRESENTATION IS BEING MADE THAT ANY ACCOUNT WILL OR IS LIKELY TO ACHIEVE PROFITS OR LOSSES SIMILAR TO THOSE SHOWN. IN FACT, THERE ARE FREQUENTLY SHARP DIFFERENCES BETWEEN HYPOTHETICAL PERFORMANCE RESULTS AND THE ACTUAL RESULTS SUBSEQUENTLY ACHIEVED BY ANY PARTICULAR TRADING PROGRAM.
- ONE OF THE LIMITATIONS OF HYPOTHETICAL PERFORMANCE RESULTS IS THAT THEY ARE GENERALLY PREPARED WITH THE BENEFIT OF HINDSIGHT. IN ADDITION, HYPOTHETICAL TRADING DOES NOT INVOLVE FINANCIAL RISK, AND NO HYPOTHETICAL TRADING RECORD CAN COMPLETELY ACCOUNT FOR THE IMPACT OF FINANCIAL RISK IN ACTUAL TRADING. FOR EXAMPLE, THE ABILITY TO WITHSTAND LOSSES OR TO ADHERE TO A PARTICULAR TRADING PROGRAM IN SPITE OF TRADING LOSSES ARE MATERIAL POINTS WHICH CAN ALSO ADVERSELY AFFECT ACTUAL TRADING RESULTS. THERE ARE NUMEROUS OTHER FACTORS RELATED TO THE MARKETS IN GENERAL OR TO THE IMPLEMENTATION OF ANY SPECIFIC TRADING PROGRAM WHICH CANNOT BE FULLY ACCOUNTED FOR IN THE PREPARATION OF HYPOTHETICAL PERFORMANCE RESULTS AND ALL OF WHICH CAN ADVERSELY AFFECT ACTUAL TRADING RESULTS.

Why Most Trading Systems Don't Work... and Never Will!

Are you sick and tired of trading software packages that make big promises in their advertising but don't produce consistent profits in real-world trading?

eASCTrend delivers clear, objective buy and sell signals, with dynamic stops, to help you cut losses and let profits ride.

**\$200 Personal
Coaching Session
— Yours FREE!**

"I have spent over \$30,000 on trading software over the years. eASCTrend is the first piece of trading software I have come across that is simple to use and has a built-in algorithm that actually works and can consistently make money. eASCTrend T2 stops provide the best support and resistance indicators - they are reliable and dynamic."

-G.C. Perth, Australia

Look inside to discover:

- ✓ **The most common reason why even experienced traders lose more often than they win.** This one trading tip alone could save you a small fortune. See page 6.
- ✓ **The great trading system "con game"** . . . how to "read between the lines" of trading software ads, cut through the hyperbole, and uncover the facts about what the system can do for your trading - and what it can't. Page 2.
- ✓ **Avoid the "trader's trap."** You may love the thrill of trading - and of quick, fast profits. But are your emotions getting in the way of making the most rational buy and sell decisions on each trade? Page 8.
- ✓ **Spot phony performance claims fast.** The ad tells you: "Our software made \$185,090 profits last year." Sounds good, but what does it really mean? And is it even true? Page 4 reveals the only meaningful test of trading software performance.
- ✓ **Discover a more accurate market indicator.** Of the many indicators formulated by analysts, there is only one which the experts agree gives a precise picture of how the market values a given investment. Do you know which . . . and how to use it to make trading decisions? Page 11.
- ✓ **And so much more . . .**

AbleSys Corporation

20954 Corsair Blvd.
Hayward, CA 94545

PRSRT STD U.S. Postage PAID Valdosta, GA Permit No. 99
--