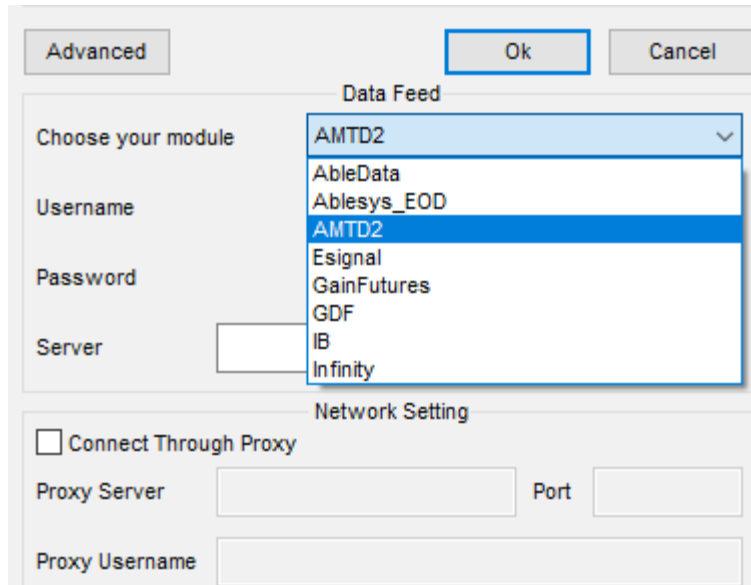


## Instructions for AMTD2 Data - TD Ameritrade (Updated 7/10/2020)

Please ensure that you've updated your AbleTrend and Windows Operating System to the latest version.

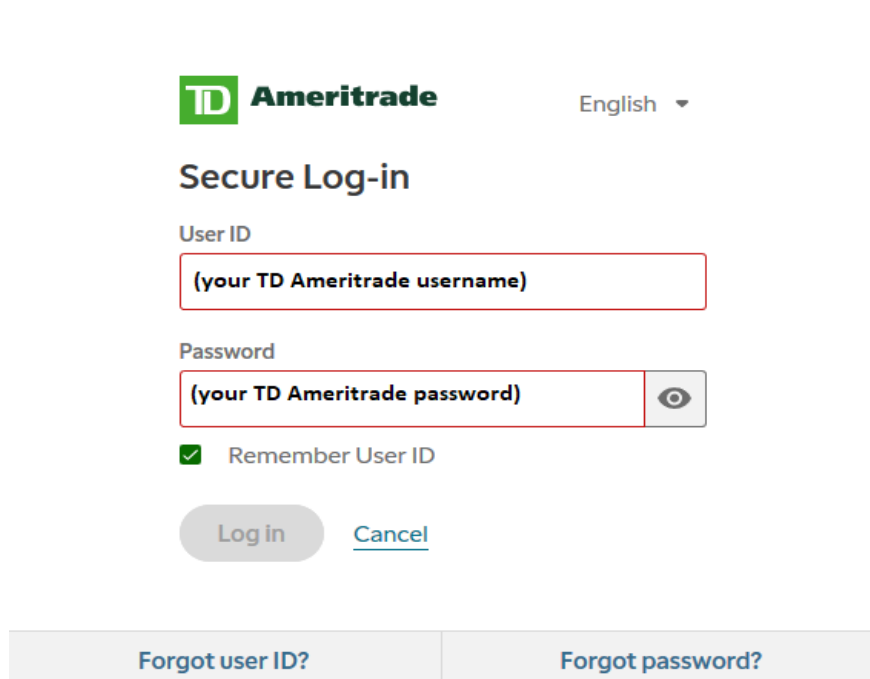
1. On the login box, click Advanced. The Choose Your Module drop down menu should read AMTD2.



The screenshot shows a dialog box titled "Advanced" with "Ok" and "Cancel" buttons. It contains a "Data Feed" section with a dropdown menu. The dropdown is open, showing a list of options: AMTD2 (selected), AbleData, Ablesys\_EOD, Esignal, GainFutures, GDF, IB, and Infinity. Below the dropdown are fields for "Choose your module", "Username", "Password", and "Server". At the bottom, there is a "Network Setting" section with a checkbox for "Connect Through Proxy", and input fields for "Proxy Server", "Port", and "Proxy Username".

Once you make your selection, you can leave the username/password blank. Then click OK.

2. The new Ameritrade API is authenticated with a token that is generated from Ameritrade's website.



The screenshot shows the TD Ameritrade "Secure Log-in" page. At the top left is the TD Ameritrade logo, and at the top right is a language dropdown menu set to "English". The main heading is "Secure Log-in". Below this are two input fields: "User ID" with the placeholder text "(your TD Ameritrade username)" and "Password" with the placeholder text "(your TD Ameritrade password)" and a toggle icon. Below the password field is a checked checkbox labeled "Remember User ID". At the bottom of the form are two buttons: "Log in" and "Cancel". At the very bottom of the page are two links: "Forgot user ID?" and "Forgot password?".

- Some accounts may require an additional log-in via text code and/or security question answered. It will be texted to the phone number you've provided to TD Ameritrade.

**TD Ameritrade** English ▾

### Enter Security Code

We sent you a security code via text message to this phone number:  
xxx-xxx-

Enter code [Resend code](#)

Trust this device

[Can't get the text message?](#)

[Continue](#) [Cancel](#)

[Log-in help](#) [Contact us](#)

If you do not know the phone number or can't get a code, click Can't Get the Text Message and answer your security question instead.

- When you see TD Ameritrade Authorization, click the Allow button to generate the token.

**TD Ameritrade** English ▾

### TD Ameritrade Authorization

Abletrend7 would like to access your TD Ameritrade account(s).

Abletrend7 will be able to:

- Place trades
- Display your balances, positions, and order status
- Move money

[Allow](#) [Cancel](#)

[Log-in help](#) [Contact us](#)

5. On the next screen, click the Copy button to copy the session token.

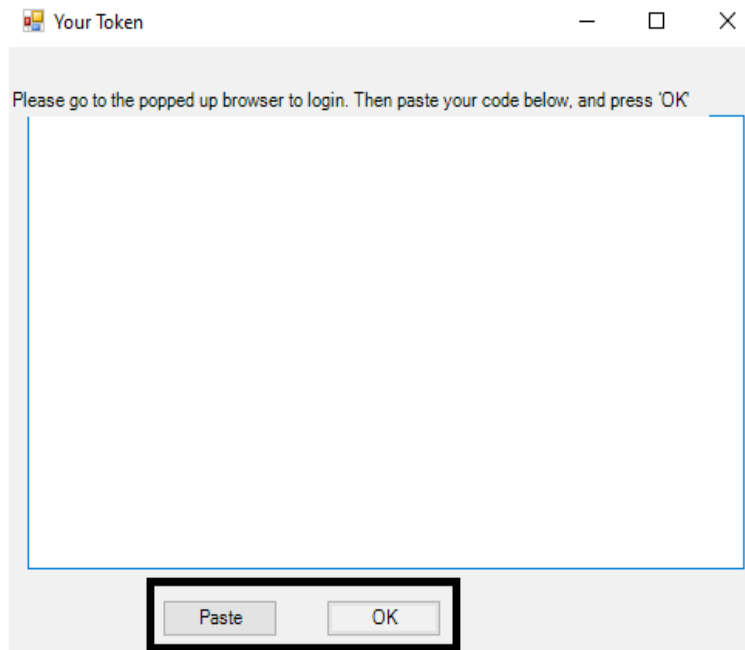
```
fWCF1xeh26QD14qi18xyBoKzL6CyWtuKWR9s1kM667iZqgJ2pDPUS01iF1YgZez69uZqXc1lCCnUSr9QD3NWS1Mp7zZ6FOAAoNve9b  
aj2jyL0uOrMkCkdMBzBkLHWSNpBkf066RoGBfYePH7bxn+O+oQLV0IJWNzxVer0Jv5Yvr9tqxi1Sx19OnKb0CXyn5Snus7YWMbK41C  
ToK+C2a/UihmTy4y+2JS4FDiKmb2v6iFQcOG0W9xcTpd6Thru07Ya1sNbTBUYnvXes6gtmWish+jcSvwp7H2dOvT88xxYZqu8TfraF  
wSwbtXOTsTizD IKeBI  
/oKz05jHFolb81deQac3I8rjEaCujK+g91pP+r1um00kHNEa5T5myfVvInKm7nUmOS7jp7gVcb40FfXT+QBr7ImB2gAFZpXNjwJ6yi  
XRYEdASK7qWx4q100MQuG4LYrgoVi  
/JHHv1lbumQai9q0e3JF2zubYri6rCKMkdQV04nm801dI3JMoJT7kJAf0w2CsUMVtGZd9gxdU1EkxoQfE  
/VTf+T7taN5uoBph7H2xDQvSP+ujMk1FoxB7YhVkuX22AYYgMuKy9CdfekxBJcXXfi1gUxTvzP0a89f5Kclij5mmLzdyjQPX+9T1F  
5DOBsywHHBbMpraVKRKDvvgZQQwt  
/6QHobBdndum4201dxE2DLUY11vf8p6E4T88vJPM25fTRg3f5N8a9cTI3zZ0u0X1fCOII6RX8RJMC02scbTD7mWPI1czSuQFd1czUd  
5UypC1n16bm5uON+4VR8IRP1fa7qpXqrBxHMuC1hPpd/3/wB8vPnRgBerIWJp1lQpfYNvWYyDay9vi06njrXM2S1YLksoIo6YcG  
/HVoz1BUM61jVaut5BN03BgDw/bvmsDEYFcM=212FD3x19z9sWBHDJACbC00B75E
```



6. Go back to the AbleTrend icon on the bottom of Windows. There will be an AbleTrend 7.0 and a Your Token box.



7. Go to the Your Token box. Click on the Paste button first to fill in the token, then click OK.



8. Check for the green boxes on the lower right of AbleTrend to confirm that user authentication is completed.



#### Known Issues:

1. Futures data during after market may not be working properly.
2. Forex data is unavailable.
3. If you see any bad ticks or have missing historical data, please write to [support@ablesys.com](mailto:support@ablesys.com) so we may inform Ameritrade's API team.